

UV disinfection box Use Guide


Product Information

Name: UV disinfection box
Size: 124*109*34mm
Weight: 184g
battery capacity: 700mah
ultra violet light: UVC+UVA lamp beads
UVC wavelength: 275-280nm
UVA wavelength: 390-395nm

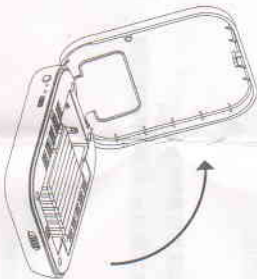
annex: User Manual 1, TYPE-C 1
Product disinfection time is 3min

How to use

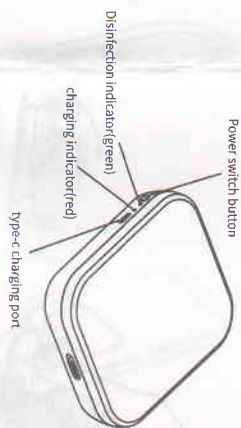
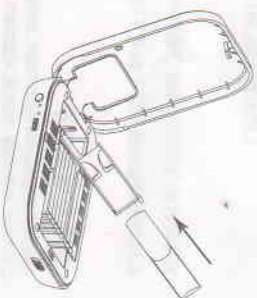
1. Turn on the switch of the sterilization box



2. Open the upper cover of the sterilization box



3. Open the reed clip and insert the reed (Can put up to 8 reeds)

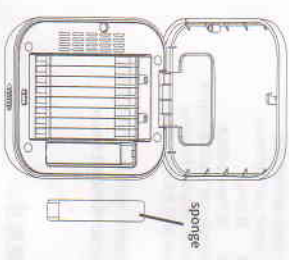
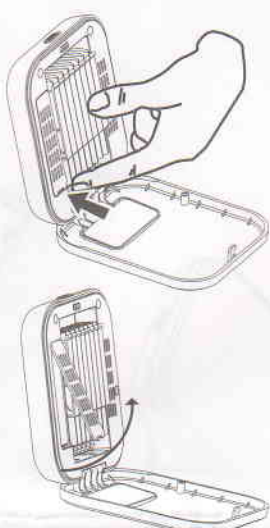


4. When the box is closed, press and hold the power button for 3S to start the power

5. In the disinfection mode, press the power switch again, the disinfection is paused, the ultraviolet lamp stops working, the working indicator goes out after 5 seconds, and the disinfection box enters standby mode
6. In the standby mode, press the power switch again, the disinfection box enters the disinfection mode again, the side disinfection indicator shows, and restarts the 3min countdown
7. At the end of the 3min countdown, the ultraviolet light and the side disinfection indicator light will go out at the same time, and the disinfection box will enter the standby mode again
8. In any mode, press and hold the power button for 5S to turn off the power

Moisturizing function

1. After opening the box, pull out the moisturizing cover
2. Take out the moisturizing sponge and soak the sponge in pure water
3. Put the sponge after absorbing moisture back into the box, and then buckle back the moisturizing cover
4. According to the different dryness of the user's area, soak the sponge regularly to keep the humidity inside the box



Charging and battery display

1. When the side disinfection indicator flashes after turning on the power, it indicates that the battery is low and needs to be charged
2. When charging, the side charging indicator light is on, and when the battery is full, the charging indicator light goes out

Precautions

1. Do not place this product in humid, high temperature, high-intensity magnetic field
2. This product has a built-in lithium battery, which can be recharged and used. Non-professionals should not disassemble it
3. This product uses UVC short-wave ultraviolet rays for disinfection. Short-wave ultraviolet rays are harmful to cells. Avoid direct ultraviolet rays on the human body
4. This product adopts a double switch design, the lid must be closed when in use. When the lid is opened, the magnetic switch cannot sense and the ultraviolet light will not work
5. Ultraviolet radiation will accelerate the aging of plastic products, please stop using when the plastic part is aging
6. When the product is disinfected, the lamp beads will generate heat. Please do not cover the product with clothing or other items to prevent the temperature from being too high and burning the internal components
7. Please pay attention to the position of the reed when using it, just push the reed gently into the notch position, don't use too much force

MADE IN CHINA